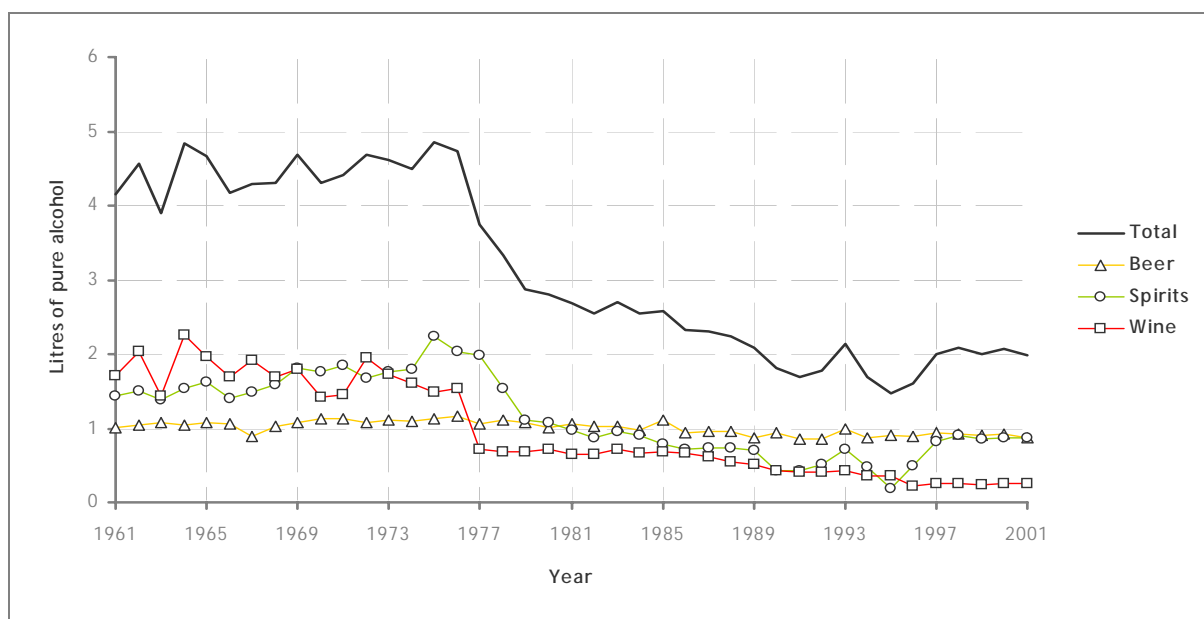


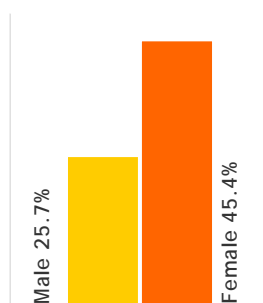
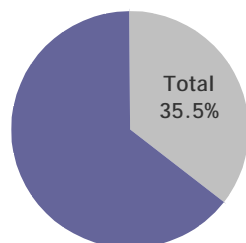
ISRAEL

Recorded adult per capita consumption (age 15+)



Sources: FAO (Food and Agriculture Organization of the United Nations), World Drink Trends 2003

Last year abstainers



Data from the WHO GENACIS study. National survey conducted in 2001 (age group 20 to 40 years). Total sample size $n = 5415$; males $n = 2383$ and females $n = 3032$.¹

Estimates from key alcohol experts show that the proportion of adult males and females who had been abstaining (last year before the survey) was 21% (males) and 49% (females). Data is for after year 1995.²

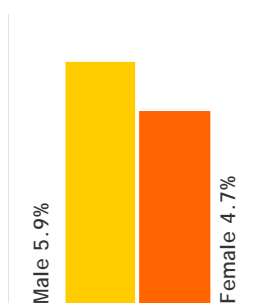
In a study using data from a 1995 national survey of Jewish adults aged between 18 and 40 years (total sample size $n = 4984$; 2230 were Ashkenazic Jews and 2754 were Sephardic Jews; women representing 60% of the sample), it was found that the rate of last year abstainers was 36.9% (total), 32.1% (Ashkenazic Jews) and 40.9% (Sephardic Jews). The rate of last month alcohol use was 46.6% (total), 52% (Ashkenazic Jews) and 42.3% (Sephardic Jews). The study also found that 9.7% of the total sample (12% of Ashkenazic Jews and 7.8% of Sephardic Jews) reported becoming drunk in the prior 12 months.³

In a 1995–1996 study of 312 Negev Bedouin participants from within and outside the government-planned urban settlements in Israel (aged 14 years and above), it was found that 31% of urbanized Bedouin and 30% of non-urbanized Bedouin reported ever using alcohol, 85% and 98% of whom, respectively, had also used it in the month prior to the structured interview. Beer was the most common alcohol used by both groups, while urbanized Bedouin tended to use more wine and strong spirits than non-urbanized Bedouin. 73% of those who reported using alcohol were under the age of 35. The average age at which they began drinking was 20.⁴

A 1995 study conducted among a national sample of 954 male Arabs aged 18 to 40 years old found that 31.8% of subjects reported drinking alcohol in the previous year.⁵

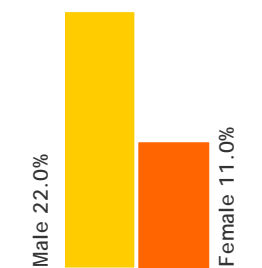
A 1992 national survey of subjects (715 men and 1098 women) aged 18 to 40 years old found the rate of lifetime abstainers to be 14.2% (men) and 35.8% (women). The survey also found that 82.7% of men and 56.1% of women were current drinkers (defined as any drinking in the past 12 months).⁶

Heavy and hazardous drinkers (among drinkers)



Data from the WHO GENACIS study. National survey conducted in 2001 (age group 20 to 40 years). Total sample size $n = 5415$; males $n = 2383$ and females $n = 3032$. Definition used: average consumption of 40 g or more of pure alcohol a day for males and 20 g or more of pure alcohol a day for females.¹

Heavy episodic drinkers (last month among drinkers)



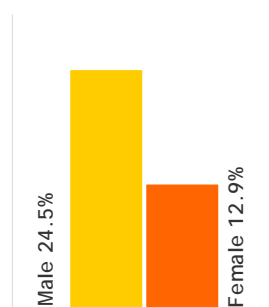
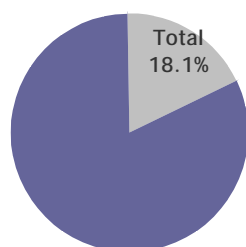
Data from the WHO GENACIS study. National survey conducted in 2001 (age group 20 to 40 years). Total sample size $n = 5415$; males $n = 2383$ and females $n = 3032$. Definition used: consumption of five or more drinks in one sitting at least once in the last month (among drinkers only).¹

A study looking at data from a 1995 national survey (982 Arabs and 4972 Jews; aged 18 to 40 years) found that overall, 9.2% of respondents indicated having binge drunk at least once in the past month. The rates of binge drinking were significantly different across nationality-gender groups. Prevalence was highest among Arab men (21.4%), followed by Jewish men (15.2%), Arab women (7.9%) and Jewish women (4%). Binge drinking was defined as having consumed five or more drinks within a 'couple of hours' during the month prior to the interview. A 'drink' was defined as 'a can or bottle of beer, a glass of wine, or a shot of hard liquor'.⁷

A 1992 national survey of subjects (715 men and 1098 women) aged 18 to 40 years old found that among drinkers, the rate of last year heavy episodic drinking was 8.8% among males and 3% among females. Heavy episodic drinking was defined as consuming four or more drinks in one sitting.⁶

In a survey of 5954 Jewish and Arab men and women in Israel aged 18 to 40 years (60% were women), it was found that among current drinkers (those who reported past-month drinking), the rate of last month heavy episodic drinking was significantly lower among Jewish respondents (16%) compared with Arab (39%) respondents. The breakdown by gender was 21.8% (Jewish men), 39.6% (Arab men), 8.1% (Jewish women) and 34.9% (Arab women). The study also found that the rate of heavy episodic drinking was higher among religious Jews compared with secular Jews, whereas the opposite was true among Arabs. Heavy episodic drinking was defined as consumption of five or more drinks within a few hours (in the past month).⁸

Youth drinking (drink at least weekly)



HBSC survey 2001/2002. Data shows proportion of 15-year-olds who report drinking beer, wine or spirits at least weekly. Total sample size $n = 1567$.⁹

According to the 1997/1998 HBSC survey (total sample size $n = 1385$), 26% of 15-year-old boys and 10% of 15-year-old girls reported drinking beer, wine or spirits at least weekly.¹⁰

In a 1996 study of 731 adolescents (395 males and 336 females) from the Negev Bedouin tribe. It was found that about 8.7% of students from planned settlements reported consuming beer in the previous year, 7.7% reported drinking wine and 7.7% reported drinking distilled spirits. The figures among students from outside planned settlements were 3.5%, 3.5% and 3.5%, respectively. All drinkers were males. About 20.6% of drinkers from planned settlements reported drinking beer daily, 20% reported drinking wine daily, and 20% reported drinking distilled spirits daily. The daily drinking figures among students from outside planned settlements were 8.3%, 16.6% and 0%, respectively. Drinking more than six drinks on a drinking occasion was reported in the planned settlements by 32.3% of beer drinkers, 30% of wine drinkers, and 46.6% of distilled spirits drinkers. The figures in the unplanned settlements were 33.3%, 33.3% and 25%, respectively.¹¹

Research done in 1998 on substance use among youth in Israeli schools in general, from grades 7 to 12 (13–18 years old), indicated that 57% drank alcohol.¹²

A study conducted among 731 Bedouin adolescents (Muslims) in grades 8 to 11 in the Negev (the desert in the south of Israel) showed that 6.2% of the sample drank beer. About 17.8% of drinkers drank beer daily and 33.3% drank more than six cans (one can = 330 ml) in a row on a drinking occasion. About 5.8% of the sample drank wine. About 19% of drinkers drank wine daily and 33.3% drank more than six glasses (one glass = 200 ml) in a row. About 5.8% of the sample drank distilled spirits. About 14.3% of drinkers drank daily and 40.5% drank more than six glasses in a row. All the drinkers in this study were males. Thus, the study revealed heavy drinking among alcohol consumers, especially in relation to distilled spirits.¹³

In a study of 509 high school pupils (259 from vocational high school and 253 from academic high school; average age 16 years) from Holon, it was found that 40% of the pupils attending the academic school reported that they had drunk beer between one to nine times during the last two months. In comparison with 72% of the vocational pupils, 42% of the academic pupils drank other alcoholic beverages (such as hard liquor, cognac, whiskey and vodka) between one to nine times during the last two months. Boys drank alcohol more frequently than girls did.¹⁴

Youth drinking (heavy episodic drinking)

A study conducted in 1996 among youth consisted of 2220 Arab respondents aged 16–18 years old drawn from 14 high schools, 111 Jewish students and 734 urban respondents from Haifa found that the rate of heavy episodic drinking among male drinkers was 4.87% among Muslims, 5.95% among Christians, 7.35% among Druze, 3.57% among rural Jews and 2.52% among urban Jews. Heavy episodic drinking was defined as consumption of five or more drinks in a row on a drinking occasion either weekly or at least three times a month.¹⁵

Youth drinking (drunkenness)

According to the 2001/2002 HBSC survey (total sample size $n = 1567$), the proportion of 15-year-olds who reported ever having been drunk two or more times was 21.1% for boys and 10.5% for girls.⁹

Alcoholism

It is estimated that in Israel, there are between 50 000 to 100 000 alcoholics. In the last 14 years, around 1500 alcoholics have received long-term in-patient treatment (three months or more). Patient data show that two thirds of alcoholics are married and with children, and they drink at home.¹⁶ In the year 2001, 1429 alcoholics (1289 males and 140 females) were treated in the 15 ambulatory out-patient centres in the Jewish and the Arab sectors. Similar to year 2000, a fifth (22.4%) of the alcoholics were Muslims and Druze, and more than a third (35.4%) were immigrants from the former Soviet Union. Most of the patients had high school or university education (66.5%) and most of them were married (57.1%). The main group was 36–45 years of age (36.0%), but 6.6% were young persons under the age of 25 years.¹⁷

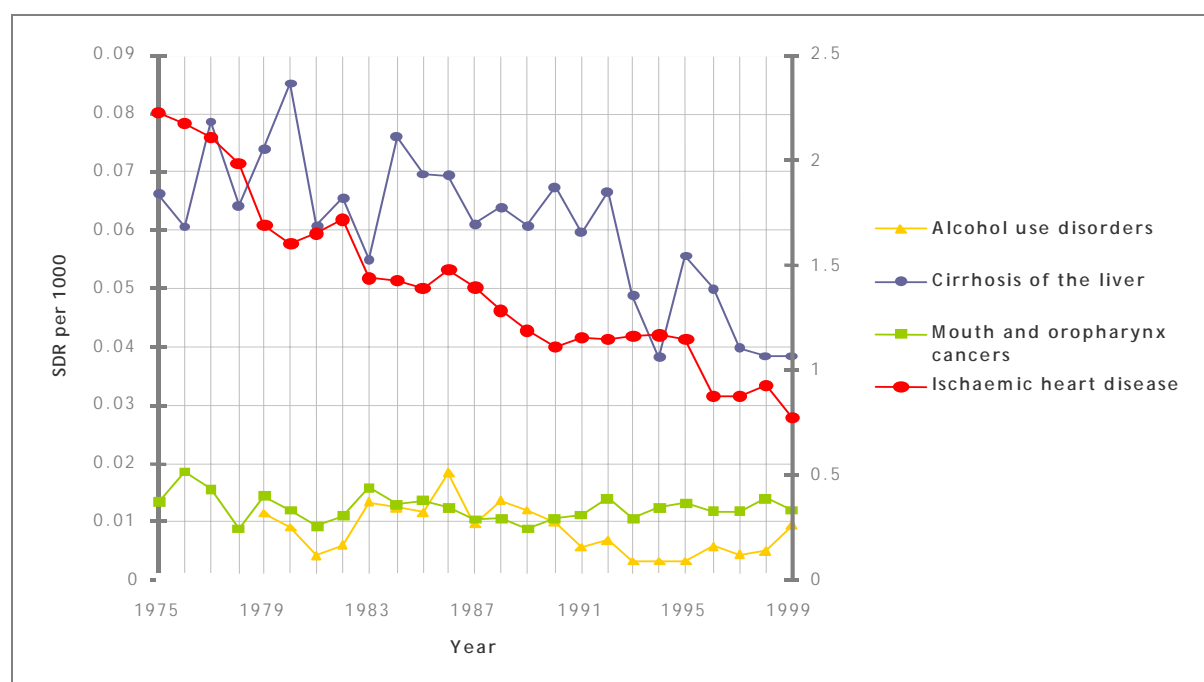
Unrecorded alcohol consumption

The unrecorded alcohol consumption in Israel is estimated to be 1.0 litre pure alcohol per capita for population older than 15 for the years after 1995 (estimated by a group of key alcohol experts).²

Mortality rates from selected death causes where alcohol is one of the underlying risk factors

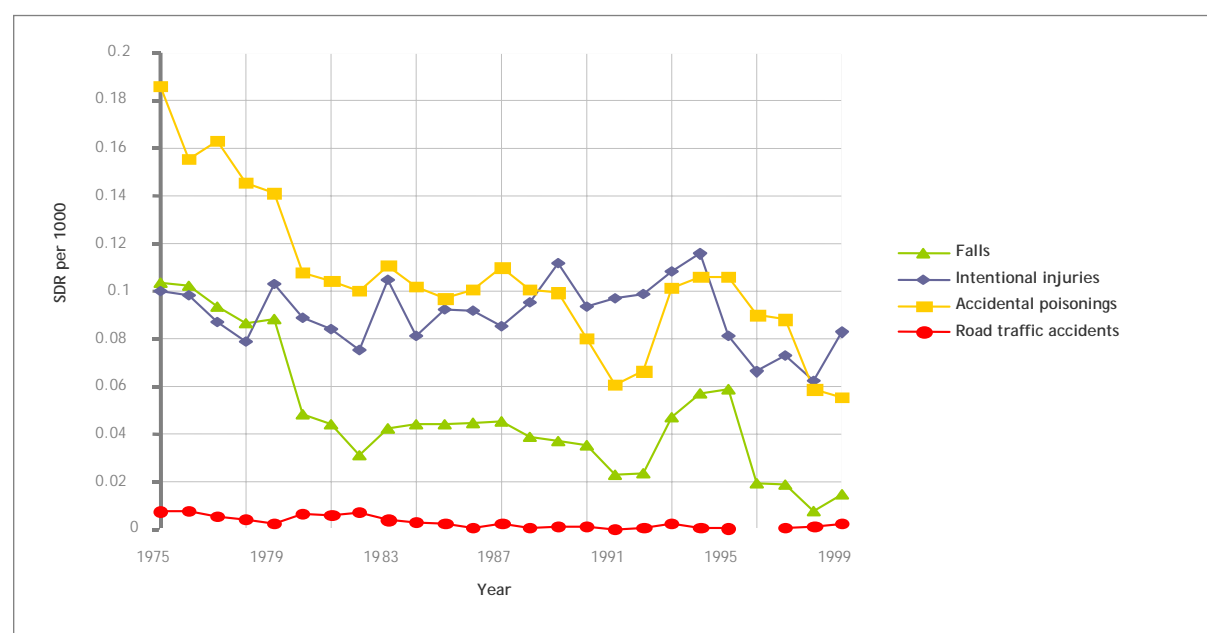
The data represent all the deaths occurring in a country irrespective of whether alcohol was a direct or indirect contributor.

Chronic mortality



Note: Chronic mortality time-series measured on two axes, ischaemic heart disease on right axis and the other causes on the left.

Acute mortality



Source: WHO Mortality Database

Morbidity, health and social problems from alcohol use

A study of 1276 male and female undergraduate university students found that 30% of the students who used alcohol reported driving a car after drinking and 3% of this subpopulation drank while driving. Alcohol tends to be used and abused more than any other licit or illicit substance among Israeli university students.¹⁸

A survey conducted at pub exits showed that amongst people who intended to drive 20.1% had blood alcohol concentration levels of 0.05% or higher, and 11.1% actually reported feeling drunk. Most respondents (68%) evaluated the risk of accident involvement following drinking as high, but most subjects (67%) evaluated the risk of being apprehended by the police for drinking and driving as low.¹⁹

A study was conducted to investigate the extent of self-reported negative consequences from others' drinking in the previous year among 1464 junior and senior high school students in the centre of Israel in November–December 2000. The study revealed relatively high percentages of drunkenness (37.38%), visiting pubs and bars (66.92%) and suffering of social harms due to others' alcohol use (59.01%) such as harassment in public places and at private parties, physical harm, personal property damage, insult, fear of drunk people in the streets, and being awoken at night by intoxicated persons. The more severe types of harm (being physically hurt / property damage) were reported less often (4.03% and 7.30% respectively) than the other types of harassment.²⁰

The rate of alcoholic psychosis incidence per 100 000 population was 1.30 in 2001 and 1.16 in 2002.²¹

The SDR per 100 000 population for chronic liver disease and cirrhosis was 5.78 in 1998 and 5.01 in 1999.²¹

The number of alcohol-related road traffic accidents per 100 000 population was 4.07 in 2000 and 4.63 in 2001.²¹

Country background information

Total population 2003	6 433 000	Life expectancy at birth (2002)	Male	77.3
Adult (15+)	4 631 760		Female	81.4
% under 15	28	Infant mortality rate (2002)	Male	7
Population distribution 2001 (%)			Female	6
Urban	92	Gross National Income per capita 2002	US\$	16 710
Rural	8			

Sources: Population and Statistics Division of the United Nations Secretariat, World Bank World Development Indicators database, The World Health Report 2004

References

1. Preliminary results from the *Gender, Alcohol and Culture: An International Study (GENACIS Project)*. International Research Group on Gender and Alcohol (for more information please see <http://www.med.und.nodak.edu/depts/irgga/GENACISProject.html>).
2. Alcohol per capita consumption, patterns of drinking and abstention worldwide after 1995. Appendix 2. *European Addiction Research*, 2001, 7(3):155–157.
3. Aharonovich E et al. Differences in drinking patterns among Ashkenazic and Sephardic Israeli adults. *Journal of Studies on Alcohol*, 2001, 62(3):301–305.
4. Abu-Saad I. Licit and illicit drug use and social change among Bedouin Arabs in southern Israel. *Journal of Substance Use*, 2002, 7(3):141–156.
5. Rahav G et al. The use of psychoactive substances among Israeli citizens 1995: Epidemiological Study 3. Tel Aviv, PORI Institute, Tel Aviv University, Anti-Drugs Authority [in Hebrew]. In: Weiss S et al. Substance abuse studies and prevention efforts among Arabs in the 1990s in Israel, Jordan and the Palestinian Authority – a literature review. *Addiction*, 1999, 94(2):177–198.
6. Wilsnack RW et al. Gender differences in alcohol consumption and adverse drinking consequences: cross-cultural patterns. *Addiction*, 2000, 95(2):251–265.
7. Neumark YD, Rahav G, Jaffe DH. Socio-economic status and binge drinking in Israel. *Drug and Alcohol Dependence*, 2003, 69(1):15–21.
8. Neumark YD et al. Alcohol drinking patterns among Jewish and Arab men and women in Israel. *Journal of Studies on Alcohol*, 2001, 62(4):443–447.
9. Currie C et al., eds. *Young people's health in context. Health Behaviour in School-aged Children (HBSC) study: international report from the 2001/2002 survey*. Copenhagen, WHO Health Policy for Children and Adolescents (HEPCA), 2004.
10. *Health Behaviour in School-aged Children: a WHO Cross-National Study (HBSC) International Report*. Copenhagen, World Health Organization, 2000.
11. Abu-Saad I, Belamker I. Social change and alcohol use among Bedouin youth in the Negev. *Alcohol in Israel - Interdisciplinary Scientific Journal*, 2001, 1(2):115–122.
12. Rahav G et al. Use of psychoactive substances among residents of the state of Israel 1998: Epidemiological Research IV. Jerusalem, War Against Drugs Authority, 1998 [in Hebrew]. In: Abu-Saad I. Licit and illicit drug use and social change among Bedouin Arabs in southern Israel. *Journal of Substance Use*, 2002, 7:141–156.
13. Abu-Sa'ad A. Drug survey among Bedouin adolescents in the Negev. Beer-Sheva, Ben-Gurion University [in Hebrew]. In: Weiss S et al. Substance abuse studies and prevention efforts among Arabs in the 1990s in Israel, Jordan and the Palestinian Authority – a literature review. *Addiction*, 1999, 94(2):177–198.
14. Brook U, Tepper A. Consumption, knowledge and attitudes of high school pupils towards alcohol and alcoholism: the Israeli experience. *Patient Education and Counseling*, 2002, 47(2):115–119.
15. Weiss S. Review of drinking patterns of rural Arab and Jewish youth in the north of Israel. *Substance Use and Misuse*, 2002, 37(5–7):663–686.
16. Weiss S. The alcohol scene in Israel. *The Globe Issue 4*. Global Alcohol Policy Alliance, 1996.
17. Michaely N, Ashkenazi S. Characteristics of alcoholics treated in year 2001 in the out-patient treatment centers. *Alcohol in Israel - Interdisciplinary Scientific Journal*, 2002, 2(1):71–72.
18. Isralowitz RE, Peleg A. Israeli college student alcohol use: the association of background characteristics and regular drinking patterns. *Drug and Alcohol Dependence*, 1996, 42(3):147–153.
19. Shinar D. Drinking and driving among pub patrons in Israel in 1999. *Alcohol in Israel - Interdisciplinary Scientific Journal*, 2002, 2(1):21–31.
20. Weiss S, Gefen L, Moore M. High school students as victims of intoxicated persons. *Alcohol in Israel - Interdisciplinary Scientific Journal*, 2002, 1(4):266–272.
21. European health for all database. World Health Organization, Regional Office for Europe (<http://hfadb.who.dk/hfa>, accessed 26 February 2004).